



Maryland Child Care Resource Network
 APPLES for Children, Inc.

Child Care Demographics 2009

Allegany County Report

Allegany County's 428 square miles lie the heart of western Maryland. Cumberland, the County's largest city, is 100 miles east of Pittsburgh and 130 miles west of Baltimore.

The County's transportation network supports a major manufacturing and distribution center, and manufacturing accounts for 11.5% of total employment. The County's 1,690 businesses employ over 23,800 workers; 30 of these businesses employ over 100 or more workers. Major employers include Allegany College of Maryland, ATK Tactical Systems, CSX, NewPage, Frostburg State University, ACS, Wal-Mart, and Western Maryland Health Systems.

Source: Maryland Department of Business and Economic Development (DBED) 2007-2008.

APPLES for Children, Inc., the Maryland Child Care Resource Network and Maryland Committee for Children, Inc. are co-publishers of this Allegany County report for the Network's Maryland Child Care Demographics report series. This series includes reports for the State, for each of Maryland's 23 counties and the City of Baltimore.

This publication was produced as a work for hire for the benefit of, and with funds from, the Maryland State Department of Education.

Frequently Requested Child Care Information

Child Population 2000

Age Group	Number in age group
0-1	1,481
2-4	2,276
5-9	4,179
10-11	1,812
Total	9,748

Source: Maryland Department of Planning (MDP), 2000 Census Summary File 1.

Child Care Costs as Compared to Other Major Household Expenses

The estimated current median family income in Allegany is \$48,098⁶. A family of four that included a couple and two children ages 1-2 and 3-5 years can be expected to have the following yearly household expenses:

Expense	Cost	% of Income
Child Care	\$ 9,512	19.8%
Infant ¹	\$4,989.40	
Preschooler ²	\$4,522.44	
Food ³	\$ 9,838	20.5%
Housing ⁴	\$ 8,736	18.2%
Taxes ⁵	\$ 8,901	18.5%
Total	\$ 36,987	77.0%

¹Average cost of full-time care in a family child care home (LOCATE, 2008).

²Average cost of full-time care in a child care center (LOCATE, 2008). ³National average cost of food at home based on a moderate cost plan (Cost of Food at Home Estimated for Food Plans at Four Cost Level, September 2008), U.S. Average, United States Department of Agriculture). ⁴Based on U.S. Bureau of the Census 2000 median selected owner costs with a mortgage; included mortgage, taxes, insurance and utilities. ⁵Federal, state, and local income taxes, Medicare, and FICA taxes per IRS and Maryland Office of Comptroller (2008). Taxes do not reflect Earned Income Credit. ⁶Current income as shown in the 2nd Quarter 2008 EDIS Report. This data cannot be compared to previous data.

Average Weekly Cost of Full-time Child Care

Allegany County	Family Child Care Programs	Child Care Centers
0-23 months	\$95.95	\$112.50
2-5 years	\$90.49	\$ 86.97
School Age*	\$88.99	\$ 90.92

Source: MCC/LOCATE: Child Care, 7/08.

* Family child care provider, center or school-based settings for school age children licensed by Office of Child Care; programs offered before and/or after school hours and during school holidays and vacation.

Number of Allegany Children under 12 with Mothers in the Work Force¹

5,426 – 67%² of total 2008 child population under 12 (8,099).

¹Source: MCC/LOCATE: Child Care. ²Percent based on 2000 census data. Total population number based on GeoLytics, Inc. Estimate Professional 2008/2013. Data is not directly comparable to earlier reports.

Population Information

Child Population¹

	1990		2000	
	Allegheny	Maryland	Allegheny	Maryland
0-3 years	2,543	216,136	2,251	209,218
3-4 years	1,822	141,682	1,506	144,175
5 years	910	69,456	772	74,546
6-9 years	3,737	262,917	3,407	316,772
10-11 years	1,848	124,328	1,812	162,481
Total	10,860	814,519	9,748	907,192

¹Source: U.S. Bureau of the Census Summary Tape File 1A (STF 1A), 1990, 2000 Censuses. Age breakdowns prepared by MCC.

Female Population (selected ages)

Age Group	1995 ¹	2000 ²
20-24	2,447	2,710
25-29	2,213	1,910
30-34	2,424	2,093
Total	7,084	6,713

¹Source: MDP Population Projections 7/97.

²MDP Census 2000 Summary File 1.

Work Force Information

Total Population Ages 16+ in Work Force

	Allegheny	Maryland
2000		
Female	15,476	1,351,034
Male	17,520	1,418,491
1990		
Female	14,693	1,238,000
Male	17,796	1,401,893
Change		
Female	5.3% (+)	9.1% (+)
Male	1.6% (-)	1.2% (+)

Source: U.S. Bureau of the Census, 2000 Census. Prepared by MDP, April 2002 based on STF 3A.

Females (16+) with Children

Age Group	2000	1990	Change
Total females (16+) with children under 6	1,614	3,570	54.8%(-)
Total females (16+) with children under 6 in the work force	1,049	2,037	48.5%(-)
Total females (16+) with children 6-17	4,659	5,013	7.1%(-)
Total females (16+) with children 6-17 in the work force	3,495	3,413	2.4%(+)

Source: U.S. Bureau of the Census, 2000 census. Prepared by MDP, April 2002 based on STF 3A.

Total Population

	Allegheny	Maryland
2000	74,930	5,296,486
1995	74,533	5,046,079
1990	74,946	4,780,753
1980	80,548	4,216,975

Source: U.S. Bureau of the Census Summary Tape File 1A (STF 1A), 2000, 1990, 1980 Censuses of Population and Housing and Maryland Department of Planning Data Services, Revisions, 6/95.

Male Population (selected ages)

Age Group	1995 ¹	2000 ²
20-24	2,634	3,034
25-29	2,059	2,452
30-34	2,290	2,833
Total	6,983	8,319

¹Source: MDP Population Projections 7/97. Spread of ages by LOCATE: Child Care

²MDP Census 2000 Summary File 1.

Households

	1990	2000
Total household population	71,895	68,772
Total # of households	29,634	29,322
Average household size	2.43	2.35

Source: Census 2000 Summary File 1. Produced by the Maryland Department of Planning, Planning Data Services.



Census Information

Families and Poverty

	1990	%	2000	%	%Change
All Families	20,597	100%	18,896	100%	8.3%(-)
Families Below Poverty Level	2,628	12.8%	1,849	9.8%	29.6%(-)
All Families w/Children Under 6**	3,215	100%	1,671	N/A*	N/A*
Families w/Children Under 5 Below Poverty Level	890	27.7%	665	N/A*	25.3%(-)
All Families w/Children Under 18	9,010	100%	7,781	100%	13.6%(-)
Families w/Children Under 18 Below Poverty Level	1,908	21.2%	1,372	17.6%	28.1%(-)

Source: U.S. Bureau of the Census, 2000 Census. Prepared by MDP, May 2002 based on STF1. Measurements of poverty status are based in income received from the previous year.

*Comparable data not available from 1990 Census.

**Data collected in 1990 was for children under 5.

Educational Attainment

	Allegany		Maryland	
	Pop.	%Adult Pop. Over 25 Yrs	Pop.	%Adult Pop. Over 25 Yrs
High School Grad or Higher	40,915	79.9%	2,930,509	83.8%
Associate Degree	3,554	6.9%	186,186	5.3%
Bachelor's Degree or Higher	7,208	14.1%	1,099,360	31.4%

Source: U.S. Bureau of the Census, 2000. Prepared by MDP, April 2002 based on STF 3A.

Children and Poverty

	1990	%	2000	%	%Change
Total Related Children Under 18	16,063	100%	13,859	100%	13.7%(-)
Total Children Under 18 Below Poverty Level	3,851	24.0%	2,674	19.3%	30.6%(-)
Total Related Children Under 5	4,274	100%	3,319	100%	22.3%(-)
Total Children Under 5 Below Poverty Level	1,207	28.2%	913	27.5%	24.4%(-)
Total Related Children 5-17	11,789	100%	10,540	100%	10.6%(-)
Total Children 5-17 Below Poverty Level	2,644	22.4%	1,761	16.7%	33.4%(-)

Source: U.S. Bureau of the Census, 2000 Census. Prepared by MDP, August 2002 based on STF 3A. Measurements of poverty status are based in income received from the previous year.

Families

Allegany

	Total	Total # of All Families With Related Children Under Age 6	Total # of All Families With Related Children Under Age 18
1990	20,597	3,215**	9,010
2000	18,896	1,671	7,781
Change	8.3%(-)	N/A*	13.6%(-)

Maryland

	Total	Total # of All Families With Related Children Under Age 6	Total # of All Families With Related Children Under Age 18
1990	1,256,327	281,342**	649,622
2000	1,359,318	150,011	662,172
Change	8.2%(+)	N/A*	1.9%(+)

Source: U.S. Bureau of the Census, 1990 and 2000 Censuses. Prepared by MDP, April 2002 based on Summary tape File 3A (STF 3A). See "Census of Population and Housing" in definitions section for additional information.

* Comparable data not available for 1990 Census.

**Data collected in 1990 was for children under 5.

Income, Unemployment and Housing Information

Annual Wage Rate Information

Public School Teacher Salary Average (Allegany County)	\$54,618
Public School Teacher Salary Average (MD)	\$60,069
Nonpublic School Teacher Average (Maryland)	\$47,860
Family Child Care Provider (Maryland)	\$28,620
Child Care Center Director (Maryland)	\$34,862
Center Senior Staff/Teacher (Maryland)	\$24,110
Center Aide (Maryland)	\$16,016

Sources: MSDE, Oct 2007, Association of Independent Maryland Schools (AIMS), 2008-09 school year, and MCC's 2008 Statewide Survey of Family Child Care Providers and Child Care Centers.

Family Income

Median Family Income, 2000 Census

Allegany	\$39,886
Maryland	\$61,876

Source: U.S. Bureau of the Census, 2000 Census. Prepared by MDP, May 2002 based on STF 3A.

Median Household Effective Buying Income (EBI):

Allegany	\$31,050
Maryland	\$50,597

EBI Distribution	Percent Households	
	Allegany	Maryland
under \$25,000	39.8%	19.2%
\$25,000 - \$49,999	36.3%	30.1%
\$50,000 - \$74,999	15.4%	22.3%
\$75,000+	8.5%	28.3%

Source: Reprinted by permission: Copyright © Market Statistics, 2007. Demographics USA-County Ed. Median Household Effective Buying Income (EBI) is not directly comparable to 1997 or earlier reports.

Unemployment Rate

	Allegany	Maryland
1996	8.2%	5.2%
1997	7.9%	4.9%
1998	7.3%	4.7%
1999	8.8%	4.3%
2000	5.5%	3.3%
2001	6.6%	3.4%
2002	6.3%	4.0%
2003	5.3%	4.1%
2004	5.6%	3.9%
2005	6.2%	3.9%
2006	5.0%	3.7%
2007	4.9%	3.6%
2008	5.6%	4.5%

Source: Maryland Department of Labor, Licensing and Regulation (DLLR), Sept 2008.

Housing Information

	Allegany	Maryland
Owner-Occupied housing	20,575 (70%)	1,341,751 (68%)
Renter-Occupied housing	8,747 (30%)	639,108 (32%)

Note: Percentage is based on total occupied housing units.

	Allegany	Maryland
Median value of Owner-Occupied Housing	\$71,100	\$146,000
Median Selected Monthly Owner Costs With a Mortgage	\$728	\$1,296
Median Gross Residential Monthly Rent	\$381	\$689

Source: U.S. Bureau of the Census STF 1A and STF 3A, 2000 Census. Prepared by MDP, May 2002. Percentage based on total occupied housing units prepared by MCC.

Supply of Regulated Early Childhood Programs and Education

Children's Programs by Type with Capacity/Enrollment

	# of Programs	Capacity
Family Child Care Providers	89	661
*OCC Licensed Group Programs	31	1424
8-12 Hour Child Care Centers	20	1069
Infant/Toddler	8	71
Part-Day	3	N/A
Before/after School (School & Center-Based)	18	N/A
Small Centers	0	0
Employer-Sponsored Centers	3	60
Youth Camps	8	N/A
Nursery Schools	3	N/A
Kindergarten	3	N/A
**Head Start/Early Head Start	7	enrollment: 292
***Public Pre-Kindergarten	13	participants:520

*Note: Numbers do not total because facilities may have more than one type of program. Unless otherwise indicated, all programs are privately funded.

= federally funded *= state funded

Source: MCC/LOCATE Child Care, 7/08; Maryland State Department of Education; Department of Health and Mental Hygiene.

Education

Public and Private Schools (Elementary and Middle)

	Public	Private
Elementary Schools	14	2
Middle Schools	4	0
Combined	0	5

Elementary School Enrollment

	Public	Private
Pre-Kindergarten (included EEEP):	440	339
Kindergarten	659	56
Grades 1 - 6	3,281	431
Total	4,380	826

Source: MSDE, 2007-08 school year. Enrollment figures are for September 30, 2007. Private schools include MSDE approved schools and those operated by a tax-exempt religious organization which hold a letter of exemption from approval in accordance with State law.

Density of Family Providers and Center Programs by School District

The following chart shows the number of registered family child care providers and licensed full-day child care centers in Allegany as of July 1, 2008.

School District	Family Providers	%	8-12 Hour Centers	%
Beall	4	4.5	4	20.0
Bel Air	7	7.9	0	0.0
Cash Valley	4	4.5	2	10.0
Cresaptown	17	19.1	4	20.0
Flintstone	1	1.1	1	5.0
Frostburg	1	1.1	0	0.0
George's Creek	6	6.7	0	0.0
John Humbird	8	9.0	0	0.0
Mt. Savage	1	1.1	1	5.0
Northeast	13	14.6	4	20.0
Parkside	6	6.7	1	5.0
South Penn	10	11.2	2	10.0
Westernport	2	2.2	0	0.0
Westside	9	10.1	1	5.0
Totals	89	99.8	20	100.0%

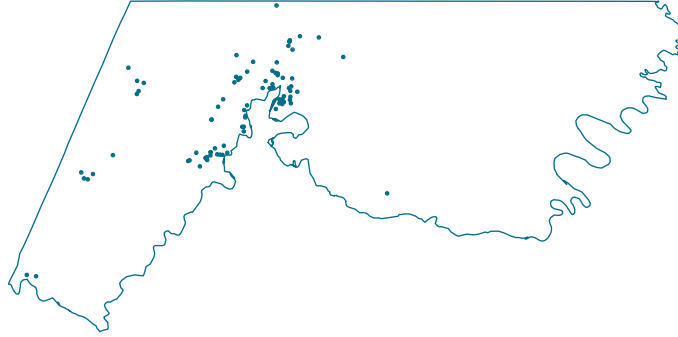
Source: MCC/LOCATE: Child Care, 7/08. Note: Percentages do not total 100% because of rounding.



Supply of Regulated Child Care

Density of Regulated Family Child Care Homes in Allegheny County

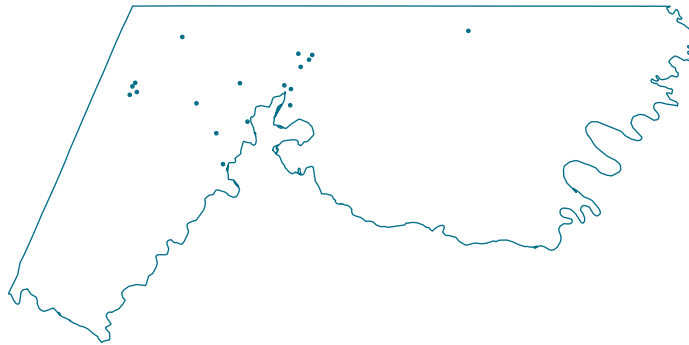
1 dot = 1 home



Source: MCC/LOCATE: Child Care, 7/08.

Density of Licensed 8-12 Hour Child Care Centers in Allegheny County

1 dot = 1 center



Source: MCC/LOCATE: Child Care, 7/08.

Supply of Regulated Child Care

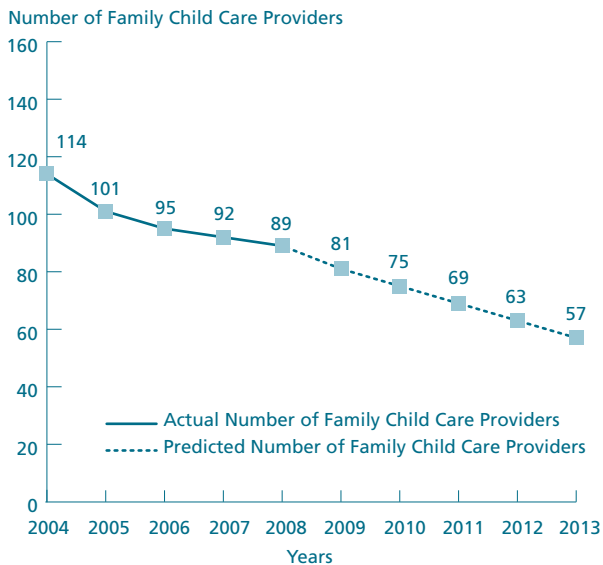
Number of Children 0-5 Years Per Regulated Child Care Space by Census Tract



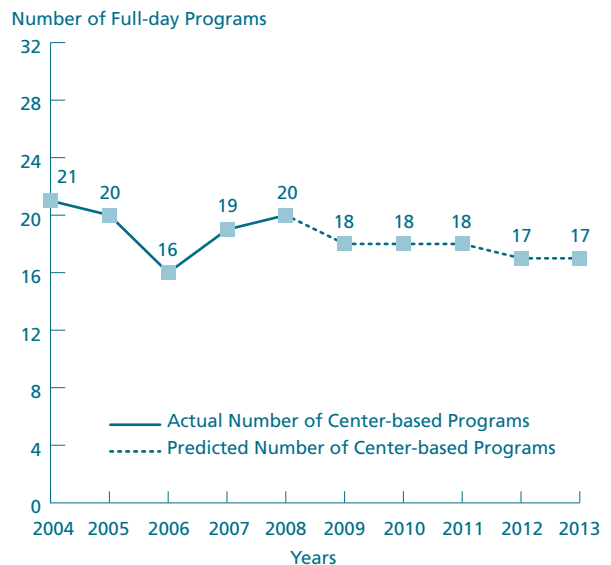
This map is based on the total population of children 0-5 yrs. Child population numbers are taken from Geolytics, Inc. Estimate Professional 2008/2013. When assessing the need for child care, the results of the National Child Care Survey 1990 also should be considered which indicate that approximately 66% of the working mothers surveyed used no supplemental care or utilized care by relatives, caregivers in the child's own home, or other arrangements. Only 34% utilized care in regulated out-of-home settings. See "National Child Care Survey 1990" in definition section for additional information.
Source: U.S. Bureau of the Census STF 3B, 2000 Census; MCC/LOCATE: Child Care, 7/08.

Past and Anticipated Growth Patterns for Family/Center Providers

Family Child Care Providers in Allegany 2004-2013



Center-based Programs in Allegany 2004-2013 Full-day (8 to 12 hours)

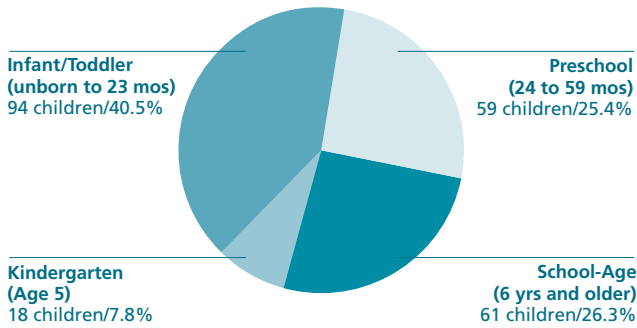


These predictions were generated with the use of the Cycle Regression Analysis Model. This model is being developed as part of the FORECAST system by Dr. LeRoy Simmons and Mr. George Wright of Loyola College. The predictions generated by the Model do not reflect the effects of current changes to social programs affecting child care. For further information, contact Arna Griffith, 410.752.7588.
Source: MCC/LOCATE: Child Care, 7/08.

Demand for Child Care

Children Served by Age

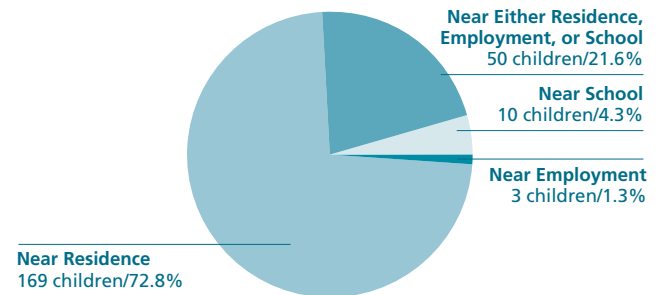
N=232



Source: LOCATE: Child Care at APPLES for Children, Inc. (7/1/07-6/30/08).

Children Served by Locational Preferences for Care

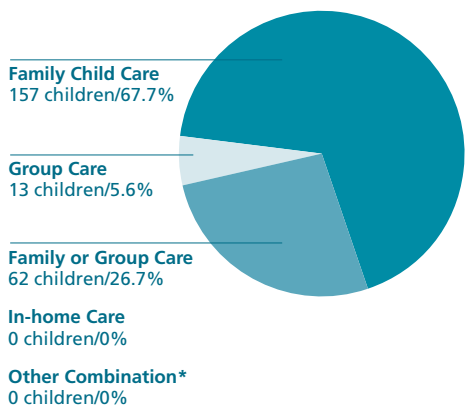
N=232



Source: LOCATE: Child Care at APPLES for Children, Inc. (7/1/07-6/30/08).

Children Served by Type of Care Preferred

N=232

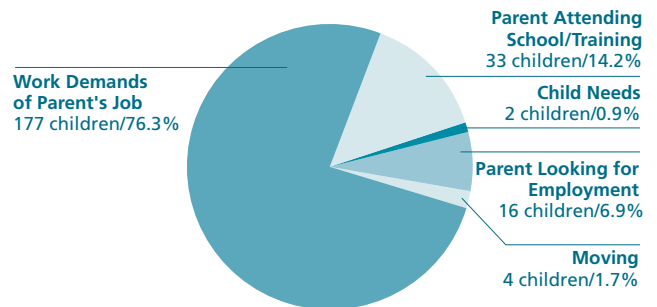


Source: LOCATE: Child Care at APPLES for Children, Inc. (7/1/07-6/30/08).

* Indicates all other combinations of Family Care, Group Care and In-home Care

Reason Child Care is Needed

N=232



Source: LOCATE: Child Care at APPLES for Children, Inc. (7/1/07-6/30/08).

Demand for Child Care

Number of Children Served by LOCATE: Child Care
232 children (7/1/07-6/30/08)

Full-time or Part-time Care Needs of Children Served N=232

Full-time: 124 children (53.4%)

Part-time: 102 children (44.0%)

Other*: 6 children (2.6%)

* Includes requests for sick, backup and temporary care.
Source: LOCATE: Child Care at APPLES for Children, Inc. (7/1/07-6/30/08).

Child Care Subsidy Program (formerly POC)

LOCATE calls received from parents with children eligible for Child Care Subsidy
82 (35.3% of all calls)

LOCATE calls received from parents with children receiving Child Care Subsidy
87 (37.5% of all calls)

Source: LOCATE: Child Care at APPLES for Children, Inc. (7/1/07-6/30/08).

Major Reasons Parents Could Not Find Child Care in Allegany County

Reason	Count
No vacancies for infant	7
No vacancies for school age	5
No vacancies for preschool	4
Combination of ages	3
Schedule	2

Source: LOCATE: Child Care at APPLES for Children, Inc. (7/1/07-6/30/08).

Major Factors Important to Parents Who Found Child Care in Allegany County

Reason	Count
Proximity to home	29
Only provider/program with vacancy	14
Quality of care	13
Hours of operation	11
Proximity to school	7
Proximity to work	6
Educational program	4
Cost	3
Group size	3
Appearance/Facilities	2

Source: LOCATE: Child Care at APPLES for Children, Inc. (7/1/07-6/30/08).

Supply of Child Care

Child Care Subsidy Program

Family Child Care Providers willing to care for CCS children in Allegany County
78 (87.6% of total family child care providers)

Child Care Centers willing to care for CCS children in Allegany County
19 (95.0% of total child care centers)

Source: MCC/LOCATE: Child Care, 7/08.

Allegany County FY 09 Allocation
\$1,254,018 = 547 full-time slots

Source: Maryland State Department of Education, Office of Child Care.

Special Needs Child Care

Family providers who serve/have served children with special needs
60 (67.4% of total family child care providers in Allegany)

Centers who serve/have served children with special needs
12 (60.0% of total child care centers in Allegany)

Source: MCC/LOCATE: Child Care, 7/08.

Definitions

Before/After-School Care: School-Age child care offers care to children enrolled in Kindergarten or above. Care is provided before and/or after school and during school holidays/vacations. Programs are licensed by the Office of Child Care. Programs may operate from a school building or other licensed facility.

Census of Population and Housing: There are two versions of the 1990 Census questionnaire: a short form which asks a limited number of population and housing questions of all households, and a long form questionnaire which asks additional social and economic questions of a sample of all households. The data contained in the Census Summary Tape File 1 A (STF 1 A) are based on the questions which were asked of all persons, while the data from the Census Summary Tape File 3A (STF 3A) are based on the sample questionnaire. The user should note that data obtained from a sample are subject to sampling variability, and that there are limitations to many of these data.

Child Care: The care or supervision of a child when the child's parent has given the child's care over to another for some portion of a 24-hour-day as a supplement to the parent's primary care of the child. (OCC)

Child Care Center: Child care provided in a facility that, for part or all of the day, provides care to children in the absence of the parent. Centers are licensed by the Office of Child Care.

Child Care Subsidy Program (formerly POC): Provides financial assistance to eligible families in securing care for their children in registered family child care homes or licensed child care centers while parents/guardians are attending school, working, or in job training.

Children with Special Needs: Children who, because of a disability or other special educational, developmental, physical, emotional, behavioral, or medical condition, require additional care, or whose activities are restricted by a certain condition. (OCC)

Current Median Family Income: Current median family income is the value presented in the Economic Development Intelligence System, (EDIS) 2nd Quarter 2008 report.

Current Population Estimates: Current population estimates are based on GeoLytics, Inc. Estimate Professional 2008/2013.

Educational Attainment: The highest level of school completed or the highest degree received. Educational attainment figures were used for persons over 25 years of age. (U.S. Bureau of the Census)

Effective Buying Income: Personal income less personal tax and nontax payments. It is commonly known as "Disposable personal income." (DBED)

Employer-Sponsored Centers: A child care center located on-site or off-site which is sponsored by a corporation, business, or other employer. Employees are given priority for enrollment slots.

Family Child Care: The care given to a child younger than 13 years old or to a developmentally disabled person younger than 21 years old, in place of parental care for less than 24 hours a day, in a residence other than the child's residence and for which the provider is paid. Regulations allow a family child care provider to care for as many as eight children at any time. (OCC)

Family Household Income: Family includes a householder and one or more persons living in the same household who are related to the householder by birth, marriage, or adoption. A household can contain only one family for purposes of census tabulations. Information on money income received in the calendar year 1999 was requested from persons 15 years and over. (U.S. Bureau of the Census)

Head Start: Project Head Start provides comprehensive developmental services for children from low-income families. Head Start is comprised of four components including Education, Health, Parent Involvement, and Social Services. Head Start Centers serve children from age 3 to school entry age from income eligible families.

Infant/Toddler: In the State of Maryland, "infant" means a child under 18 months old. "Toddler" means a child 18 months old or older but younger than 2 years old. (OCC)

Kindergarten: An instructional program for children who are 5 years old by September 1st of each academic year. Programs may be operated by a private or public school. Kindergarten is the year of school which precedes entrance to first grade.

The National Child Care Survey 1990: (NCCS) contains information on demand and parental preferences for care based on a nationally representative sample of families with children younger than age 13. The NCCS examined the type of care and education (excluding formal schooling) that parents use to supplement their own care of children. Employed mothers were surveyed regarding the primary supplemental care arrangements used for the most hours per week by their youngest child excluding school or kindergarten attendance.

Definitions

The results indicate that 66% of the employed mothers surveyed used no supplemental care, or utilized care by relatives, by caregivers in the child's own home, or other arrangements. Family child care homes or child care centers were used as the primary supplemental care arrangement by the remaining 34%. The mother's utilization of out-of-home care varied with the age of the child, with 42% of children under 3 years of age, 60% of children ages 3-4 years, and 21 % of children 5-12 years placed in these settings for supplemental care.

Nursery Schools: An instructional program approved or exempted by the Maryland State Department of Education for children who are two through four years old. The maximum length of the program is 6 hours per day, however most operate only a few hours per day and may meet only two or three times per week for a nine month period.

Owner Costs with Mortgage (Selected Monthly): The sum of payments for mortgages, deeds of trust, contracts to purchase, or similar debts on the property; real estate taxes; fire hazard, and flood insurance on the property; utilities; and fuels. It also includes, where appropriate, the monthly condominium fees or mobile home costs. A housing unit is owner-occupied if the owner or co-owner lives in the unit even if it is mortgaged or not fully paid for. (U.S. Bureau of the Census)

Part Day: A program regulated by OCC with an educational focus for children one or two years before entering kindergarten. These programs are usually 2-3 hrs/day, 2-3 days/week, nine months/year.

Pre-Kindergarten: These are publicly funded pre-kindergarten programs for eligible 4-year-old children administered by local boards of education or qualified vendors. The programs have the overall goal of providing learning experiences to help children develop and maintain school readiness skills necessary for successful school performance. Local school systems shall enroll all 4-year-old applicants from economically disadvantaged or homeless families.

Poverty Level: The poverty guideline for a family of four persons was \$21,200 in 2008. (U.S. Department of Health and Human Services, OCT 2008)

Renter Occupied Gross Monthly Rent: Monthly contract rent plus the estimated average monthly cost of utilities and fuels, if these are paid by the renter. All occupied housing units which are not owner-occupied, whether they are rented for cash rent or occupied without payment of cash rent, are classified as renter-occupied. (U.S. Bureau of the Census)

Small Centers: A small center is licensed by the Office of Child Care for a maximum of 12 children. It may be in a residential or non-residential setting.

Unemployment Rate: Civilians 16 years old and over are classified unemployed if they (1) were neither "at work" nor "with a job but not at work" during the reference week, and (2) were looking for work during the last four weeks, and (3) were available to accept a job. Also included were civilians who did not work at all during the reference week and were waiting to be called back to a job from which they had been laid off. (U.S. Bureau of the Census)

Youth Camps (Licensed): A day camp, residential camp, travel camp, or trip camp licensed by the Department of Health and Mental Hygiene.



The Maryland Child Care Resource Network is a public/private partnership designed to expand and improve child care delivery. MCC manages the Network and operates as the Statewide Coordinating Entity. MCC wishes to acknowledge the contributions of APPLES for Children, Inc. in the compilation of the Allegany Report. Funding for this publication was made available by MCC, the Maryland State Department of Education, and Maryland's business community.

For more information about this series, call or write Maryland Committee for Children/608 Water Street/Baltimore, MD 21202,(410) 752-7588. For more information about APPLES for Children, Inc., call or write APPLES for Children, Inc., 6 W. Washington Street, Suite 210, Hagerstown, MD 21740, (301) 733-0000.

© Maryland Committee for Children, 2009.

This publication was produced as a work for hire for the benefit of, and with funds from, the Maryland State Department of Education.

